

# West Berkshire Community Safety Partnership



Resources and Place Scrutiny Committee  
November 2025

Joseph Holmes (WBC Chief Executive and Partnership Chair)  
Supt. Colin Hudson (LCU Commander and Partnership Vice-Chair)

# West Berkshire Community Safety Partnership



- The West Berkshire Community Safety Partnership
  - 2024/25 Achievements
    - Crime Overview

# West Berkshire Community Safety Partnership



*Ensuring West Berkshire is a safe place to live, learn, work and visit*

## **Legislation**

Crime and Disorder Act 1998

Counter Terrorism and Security Act 2005

ASB, Crime and Policing Act 2014

Domestic Abuse and Safe Accommodation Act 2021

Police, Crime, Sentencing and Courts Act 2022

**Statutory Partners:** West Berkshire Council, Thames Valley Police, Royal Berkshire Fire and Rescue Service, Probation and Health (Public Health and Integrated Care Board)

The West Berkshire Community Safety Partnership membership also includes representatives from: Community and Voluntary Sector, Healthwatch, Registered Housing Providers, and the Office of the Police and Crime Commissioner

# West Berkshire Community Safety Partnership



- **Aim:**

To work in partnership to ensure that West Berkshire continues to be a safe place to live, work, learn and visit

- **Objectives:**

- To reduce and prevent crime
- To ensure that statutory responsibilities are fulfilled
- To identify and respond to changes in the nature, incidence and severity of crime within West Berkshire
- To safeguard those who are vulnerable
- To help people and communities help each other and to engage with community safety related initiatives

# West Berkshire Community Safety Partnership

## Community Safety Funding Grant 2024/25

### YJST Bid

Youth Prevention Work  
£71,000 per year  
0.8FTE contribution x 5 officers

### YJST Bid

Youth Survey – school incentive  
£500

Encourage participation in youth survey  
£500 worth sporting equipment to school  
with highest ratio of completed surveys v  
number of children on roll

### Alana House (PACT)

Support victims of DA whilst at RBH  
£5,313

Provision of action plans  
Moves to settled accommodation  
Reduced/Management of debt

### Berkshire Youth

Youth Detached work  
£35,000 per year

2 youth workers 10 hrs p/week  
Youth work delivery in id areas  
Strengthened partnership working

### PPP Bid

Domestic and Commercial Noise  
£41,200

Purchase of noise monitoring equipment  
Upgrade of 'noise app'

### PPP Bid

Fraud Victim Support  
£20,300

Increased support and investigation  
Provision and installation of call blockers  
8 Training sessions  
4 Seasonal campaigns

### PACT Charity

BB4K Therapeutic group recovery programme  
£4,344

Supporting parents and children who have experienced  
domestic abuse  
Funding transport costs/ childcare/interpreters  
Ensure families could attend consistently, removing  
barriers for those without access

### BCT Team

Virtual Reality Programme  
£42,900

8 x virtual reality headsets  
3 x packages impact of knife carrying, alcohol  
misuse, safeguarding, choices, decision making

# West Berkshire Community Safety Partnership



## Operative Frith Multi-agency problem Solving group

## Safer Streets Fund 5 Project

### The Nightingales Problem Solving Partnership

Since May 2023, there has been an established partnership working group consisting of the police, West Berkshire Council, Berkshire Youth, Youth Justice Support Team, Probation and Sovereign Housing. The group was established following several incidents of serious violence in The Nightingales.

The wider partnership has delivered over 81 actions ranging from enhanced police patrols, house closures to prevent anti-social behaviour, civil injunction, community surveys, enhanced stop and search, youth intervention and diversion and secured safer street funding for CCTV, community clear up days, schools intervention project and outreach work by Berkshire Youth to name a few.

Four individuals from the community linked to serious violence and the carrying of weapons have been convicted and are currently in prison.

A review of the crime and anti social behaviour reports have indicated a significant reduction in The Nightingales and as such the problem solving partnership has now concluded. The local Neighbourhood Policing team will still be patrolling the area



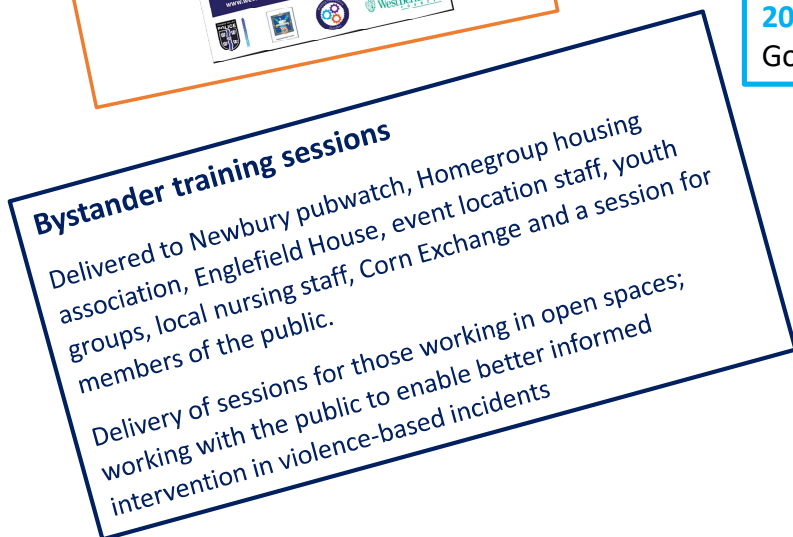


# West Berkshire Community Safety Partnership



## Prevent – Section 26 Counter Terrorism And Security Act 2015 (CTSA)

Government Prevent Training – mandatory for all staff



# West Berkshire Community Safety Partnership



Crime Overview  
Supt. Colin Hudson





## Domestic Abuse

Domestic related crimes have risen by 13% over the last 12 full months (August 2024 to August 2025). Positive outcomes have also risen by 11%

LCU	Crimes			Positive Outcomes		
	Previous	Current	% Change	Previous	Current	% Change
⊕ Berkshire East	6,072	5,939	-2%	557	521	-6%
⊖ Berkshire West	5,311	5,486	3%	563	527	-6%
⊕ Reading	2,536	2,538	0%	253	199	-21%
⊕ West Berkshire	1,438	1,620	13%	188	209	11%
⊕ Wokingham	1,337	1,328	-1%	122	119	-2%
⊕ Buckinghamshire	5,457	5,810	6%	578	601	4%
⊕ Milton Keynes	4,550	4,943	9%	430	406	-6%
⊕ Oxfordshire	7,402	7,793	5%	791	793	0%
⊕ LPA not recorded	147	228	55%	8	9	13%
Thames Valley	28,939	30,199	4%	2,927	2,857	-2%



## Serious Violence

TVP's Serious violence dashboard is currently under construction, however below are the numbers of non-domestic violence with injury from the last full 12 month period.

LCU	Crimes			Positive Outcomes		
	Previous	Current	% Change	Previous	Current	% Change
⊕ Berkshire East	2,056	1,988	-3%	377	354	-6%
⊖ Berkshire West	2,577	2,385	-7%	458	458	0%
⊕ Reading	1,367	1,264	-8%	215	217	1%
⊕ West Berkshire	706	702	-1%	148	158	7%
⊕ Wokingham	504	419	-17%	95	83	-13%
⊕ Buckinghamshire	2,215	2,189	-1%	419	429	2%
⊕ Milton Keynes	2,162	1,979	-8%	397	432	9%
⊕ Oxfordshire	3,420	3,376	-1%	713	779	9%
⊕ LPA not recorded	38	71	87%	3	1	-67%
Thames Valley	12,468	11,988	-4%	2,367	2,453	4%

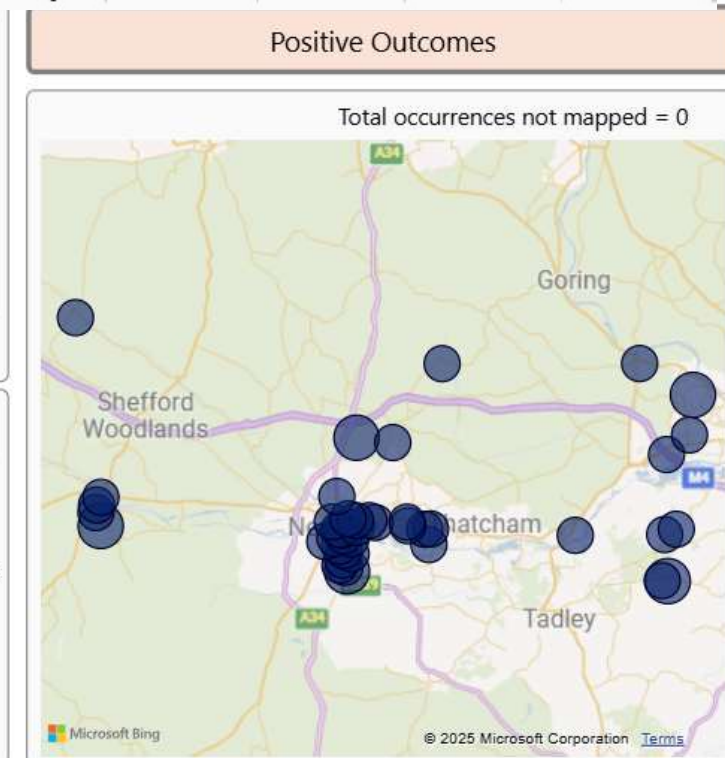


## Tackling Knife Crime

Despite a small rise over the last 12 months, this equates to less than one extra incident a month (there was a spike in incidents Feb with 8 incidents). Our outcome rate for all knife crime has risen slightly.

LPA	Positive Outcome Previous	Positive Outcome Current	Positive Outcome Change	Positive Outcome % Change
⊕ Out of Force	1		-1	-100%
⊕ Oxfordshire	52	55	3	6%
⊕ Berkshire East	53	46	-7	-13%
⊕ Milton Keynes	64	68	4	6%
⊕ Buckinghamshire	43	50	7	16%
⊖ Berkshire West	35	52	17	49%
⊕ Wokingham	8	3	-5	-63%
⊕ West Berkshire	6	10	4	67%
⊕ Reading	21	39	18	86%
Thames Valley	248	271	23	9%

LPA	Crime Previous	Crime Current	Crime Change	% Change	Reduction Needed
⊕ Oxfordshire	196	215	19	10%	-19
⊕ Not recorded		4	4	0%	-4
⊕ Milton Keynes	229	225	-4	-2%	0
⊖ Berkshire West	216	193	-23	-11%	0
⊕ West Berkshire	37	47	10	27%	-10
⊕ Reading	144	120	-24	-17%	0
⊕ Wokingham	35	26	-9	-26%	0
⊕ Buckinghamshire	188	156	-32	-17%	0
Thames Valley	1,068	980	-88	-8%	0

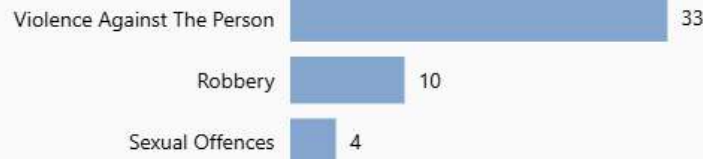


Number of crimes in current period

By Public Place



By Crime Type/Classification





## TVP's Stop & Search data is only recorded as LCU level



### Stop & Search: Searches between 03 September 2024 and 03 September 2025

Most Recent Record  
2 September 2025

**Increase outcome rates of Stop & Searches conducted.**

[Link to Stop & Search Toolkit](#)

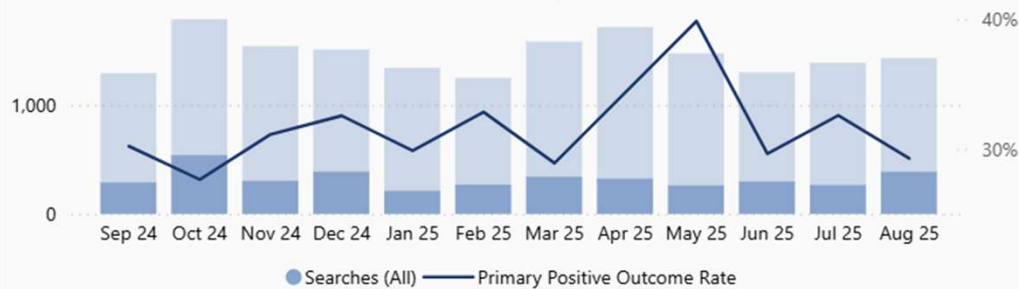
#### Volumes and Outcomes

Stop Searches	Primary Positive	Primary Positive Rate	All Positive	All Positive Rate
3,851	1,202	31.2%	1,377	35.8%

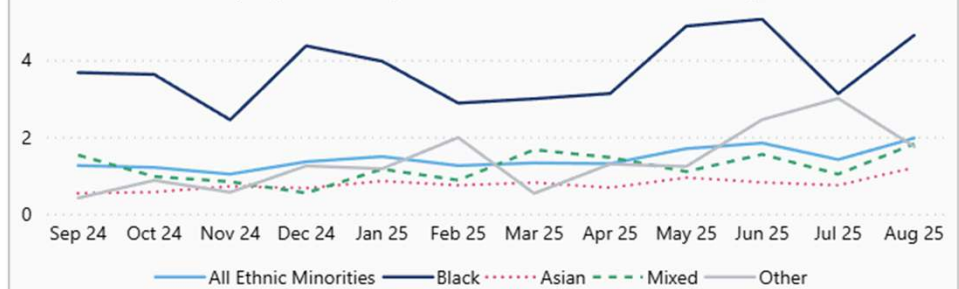
#### Disproportionality (Compared to White)

Ethnic Minorities	Black	Asian	Mixed	Other
1.4	3.7	0.8	1.2	1.3

#### Stop Searches & Primary Positive Rates



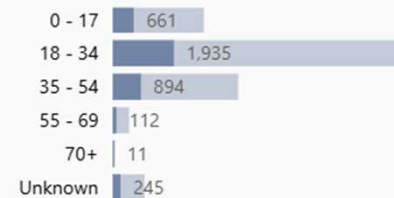
#### Disproportionality (based on self-defined ethnicity)



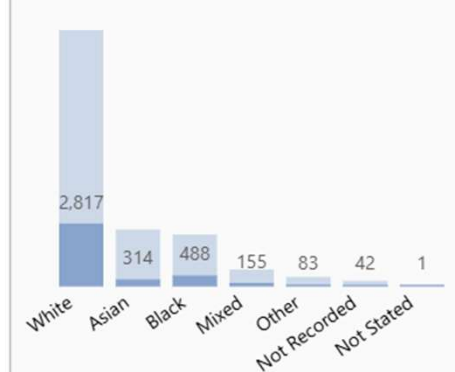
#### Stop Search Volumes by Month

LCU	Previous	Current Searches	% Change	Primary Positive Searches	Previous	% Change	Primary Positive Outcome Rate	Pr
Berkshire East	3,961	3,942	-0.5%	1,406	1262	11.4%	35.7%	
Berkshire West	3,973	3,851	-3.1%	1,202	1064	13.0%	31.2%	
Buckinghamshire	2,377	2,709	14.0%	928	728	27.5%	34.3%	
Milton Keynes	1,933	2,406	24.5%	803	592	35.6%	33.4%	
Oxfordshire	3,810	4,583	20.3%	1,592	1198	32.9%	34.7%	
Not Recorded	8	7	-12.5%	3	4	-25.0%	42.9%	
Out of Force	48	82	70.8%	23	15	53.3%	28.0%	
<b>Total</b>	<b>16,102</b>	<b>17,570</b>	<b>9.1%</b>	<b>5,954</b>	<b>4859</b>	<b>22.5%</b>	<b>33.9%</b>	

#### Age at time of Stop



#### Ethnicity



#### Gender





## VAWG Crime levels and outcomes

Figures over the last 12 months show a 9% increase in positive outcomes & a 11% increase in overall offences.

LCU / LPA View

Resource Groups View

Current Vs Previous LPA Levels

LPA/LCU - CSP	Previous	Current	Outcome % Change	Crime % Change	Outcome rate previous	Outcome rate current
⊕ Berkshire East	670	622	-7%	-1%	9.4%	8.8%
⊖ Berkshire West	772	757	-2%	2%	10.5%	10.1%
Reading	336	304	-10%	-4%	9.4%	8.9%
West Berkshire	273	298	9%	11%	12.9%	12.7%
Wokingham	163	155	-5%	3%	9.7%	8.9%
⊕ Buckinghamshire	767	810	6%	4%	10.6%	10.8%
⊕ Milton Keynes	630	673	7%	6%	10.4%	10.5%
⊕ Oxfordshire	1,162	1,188	2%	2%	11.5%	11.5%
⊕ LPA not recorded	0	2	0%	0%	0.0%	1.3%
⊕ Out of Force	12	12	0%	27%	9.0%	7.1%
Thames Valley	3,998	4,053	1%	3%	10.5%	10.4%



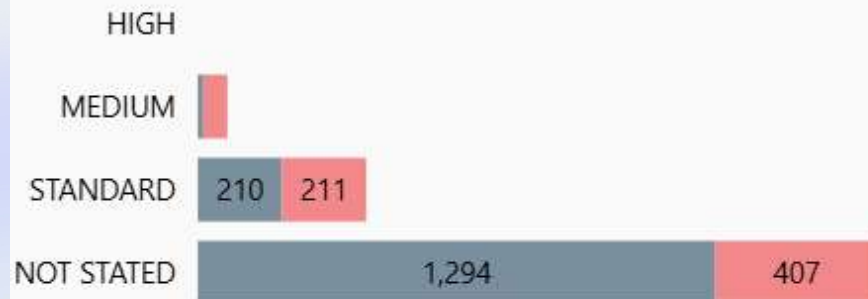


## Anti-Social Behaviour Crimes & Incidents

In the last full 12-month period there has been a 10% increase of ASB reports, the majority of these have been ASB community reports. (ASB incidents in grey and crime numbers in red).

LPA	Count Previous	Count Current	Count Change	% Change
⊕ Not recorded	10	40	30	300%
⊕ Milton Keynes	3,314	4,366	1,052	32%
⊕ Berkshire East	4,803	5,899	1,096	23%
⊕ Out of Force	54	64	10	19%
⊕ Buckinghamshire	4,815	5,618	803	17%
⊕ Oxfordshire	6,512	7,331	819	13%
⊕ Berkshire West	6,134	6,709	575	9%
⊕ Wokingham	1,337	1,560	223	17%
⊕ <b>West Berkshire</b>	<b>2,003</b>	<b>2,196</b>	<b>193</b>	<b>10%</b>
⊕ Reading	2,794	2,953	159	6%
Thames Valley	25,642	30,027	4,385	17%

By ASB Risk



By Crime Type/Occurrence Type





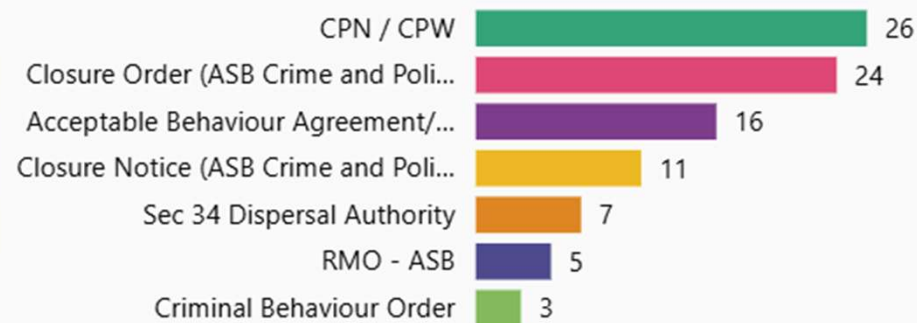
## Anti Social Behaviour – Use of Powers

In the last 12 month period there has been a 61% increase of the use of ASB powers.

LPA	Count Previous	Count Current	Count Change	% Change	Current per 1000 Pop
⊕ <b>Not recorded</b>	38	103	65	171%	0.04
⊖ <b>Berkshire West</b>	185	368	183	99%	0.15
⊕ Reading	100	222	122	122%	
⊕ Wokingham	28	54	26	93%	
⊕ West Berkshire	57	92	35	61%	

### Number in current period

#### By Use of Power



#### By OIC Type/Dept







## Neighbourhood Policing Guarantee – Safer Town Centres (LCU data)

### NEIGHBOURHOOD POLICING GUARANTEE – PILLER 5: SAFER TOWN CENTRES

RAG STATUS



RAG Rationale: A really strong start to the Safer Streets – Summer of Action, with over 477 arrests already in our cities and town centres. Visibility and engagements remain high.


#### Safer Streets 'Summer of Action' – Month One (July 2025)

LCU	Retail Crime Arrests (Home Office Returns)	Street Crime Arrests (Home Office Returns)	All Arrests ('Safer Street' Areas)	Total Fines (Home Office Returns)	Use of Tools & Powers (Safer Street Areas)	E-scooter / E-bike Seizures (Safer Streets Areas)	Community Events (Including SaBA Days & HYS)	Retail Engagement Submissions (NHP App)	Other Engagement Submissions (NHP App)	Targeted Activity / Patrol Submissions (NHP App)	Visibility Submissions (NHP App)	Patrols Completed (Hotspot App)
Bucks	20	3	85	3	6	6	27	79	116	86	263	638
MK	18	4	92	17	4	18	18	26	54	95	80	377
Berks West	11	1	114	5	1	10	26	86	134	28	96	233
Berks East	5	1	103	0	3	6	26	32	60	34	95	149
Oxon	10	1	83	4	2	1	105	153	332	335	495	449
TOTAL	64	10	477	29	16	41	202	376	696	578	1029	1846



## Neighbourhood Policing Guarantee – Activity in West Berkshire Town Centres.

Op Purchase (shoplifting) operations  
Targeted high visibility foot patrol  
E-bike & E-scooter operations  
Op Vigilant deployments  
ASB targeted operations / Engagement events





## Future Challenges:

Local Policing Challenges – LCU structures, cost saving, capacity (esp. analytical).

Civil Unrest – particularly around asylum issue. Need to be vigilant remains (esp. around misinformation).

Growing demands on NHPT.

